

# stored energy solutions for a demanding world



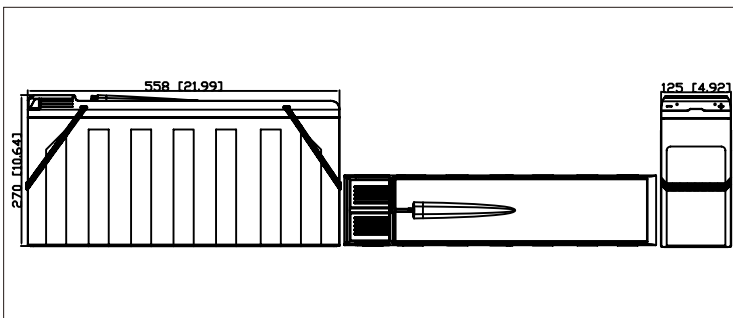
Model: **AG12V155F**

**AcmeG Series**

The AcmeG range front access gel batteries is designed based on the Acme series. Using the polymer gel electrolyte with real front access structure. The state of the art internal and external design ensures AcmeG the high reliability and makes the installations quite simple and safe when placed on a standard relay rack tray or in a closed cabinet. The design float life is 12 years at 20°C(68°F).



### Dimensions—mm[inch]



### Specifications

Battery Model	AG12V155F
Nominal Voltage	12V
Rated Capacity	155Ah (10 hour rate) to 1.80V/cell @25°C(77°F)
Typical Weight	52.5kg
Internal Resistance	Approx 4.30mΩ
Temperature Ranges	Operation (maximum): -40°C to 50°C(-40°F to 122°F)
	Operation (recommended): 15°C to 25°C(59°F to 77°F)
	Storage: -20°C to 40°C(-4°F to 104°F)
Float Voltage	2.25V/cell@25°C(77°F)
Recommended Maximum Charging Current Limit	38.75A
Equalize and Cycle Service	2.35V~2.40V/cell@25°C(77°F)
Self Discharge	The residual capacity is above 90% after 90 days storage(25°C/77°F)
Terminal	M6 Female
Terminal Hardware Torque	8 ± 1.0Nm
Container Material	ABS (V0 optional)

### Constant Current Discharge Characteristics Units: Amperes (25°C, 77°F)

End voltage per cell	5MIN	15MIN	30MIN	45MIN	1HR	2HR	3HR	4HR	5HR	6HR	8HR	10HR	12HR	20HR	24HR
1.60V	506.6	272.2	165.6	119.7	96.8	55.5	40.3	33.0	28.8	25.0	19.1	15.9	13.5	8.46	7.06
1.67V	475.7	262.4	162.8	118.7	96.2	55.2	39.6	32.9	28.7	24.8	19.0	15.7	13.5	8.38	7.00
1.70V	471.5	258.2	160.0	117.9	95.5	54.8	39.3	32.7	28.2	24.5	19.0	15.7	13.3	8.36	7.00
1.75V	433.6	249.8	158.6	117.0	94.1	53.4	38.9	32.3	28.0	24.3	18.8	15.6	13.3	8.35	7.00
1.80V	388.7	233.0	151.6	112.3	91.7	53.0	38.6	32.2	27.4	23.9	18.7	15.5	13.2	8.26	6.98
1.83V	370.5	213.3	148.8	108.5	87.7	52.3	37.4	30.7	26.5	23.1	18.2	14.8	12.6	8.24	6.87
1.85V	346.6	207.7	138.4	104.3	85.0	50.3	36.4	30.4	25.9	22.5	17.6	14.7	12.4	8.08	6.81

### Discharge Data with Constant Power Units: Watts per cell (25°C, 77°F)

End voltage per cell	5MIN	15MIN	30MIN	45MIN	1HR	2HR	3HR	4HR	5HR	6HR	8HR	10HR	12HR	20HR	24HR
1.60V	846.5	477.9	298.5	224.2	183.2	105.1	76.8	64.2	55.8	48.4	37.6	31.2	26.2	16.9	14.08
1.67V	814.3	469.5	295.7	222.8	181.8	104.8	75.8	64.1	55.8	48.1	37.4	30.9	26.2	16.7	14.08
1.70V	810.1	463.9	295.7	222.8	181.8	104.4	75.8	63.8	55.0	47.8	37.1	30.6	26.1	16.7	14.05
1.75V	755.4	461.1	294.3	221.4	179.0	103.8	75.0	63.8	55.0	47.6	36.8	30.6	25.9	16.7	14.05
1.80V	693.7	435.9	287.3	217.2	177.5	103.6	74.8	63.6	54.1	47.1	36.6	30.6	25.9	16.7	14.02
1.83V	662.9	399.4	284.5	210.2	170.5	102.3	73.0	61.2	52.9	45.8	36.3	29.8	25.1	16.7	13.92
1.85V	619.5	389.6	263.5	201.8	164.9	98.9	71.0	60.5	51.7	44.8	35.2	29.5	24.8	16.4	13.81

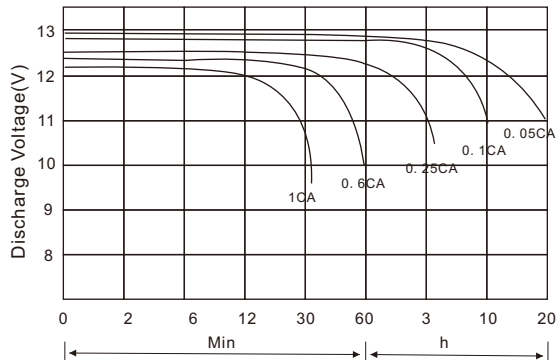
stored energy solutions for a demanding world

**NARADA**

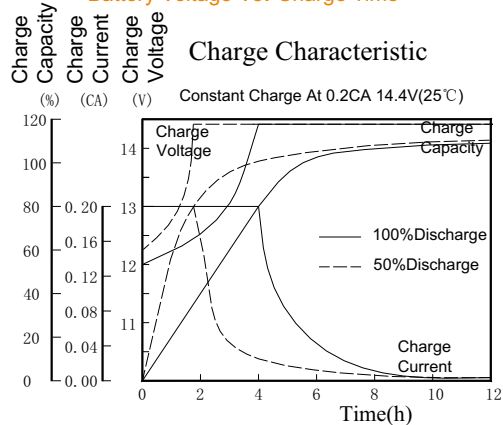
Model: **AG12V155F**

**AcmeG Series**

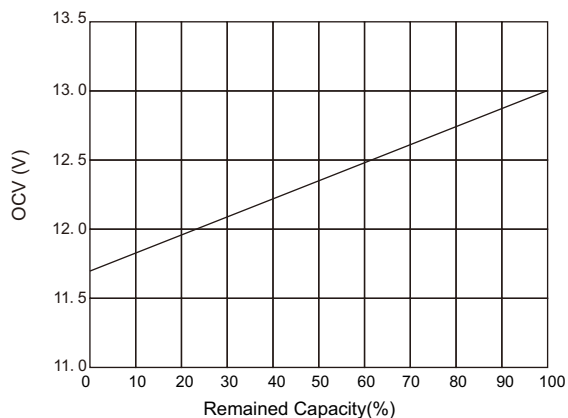
Terminal Voltage(V) Vs. Discharge Time (25°C, 77°F)



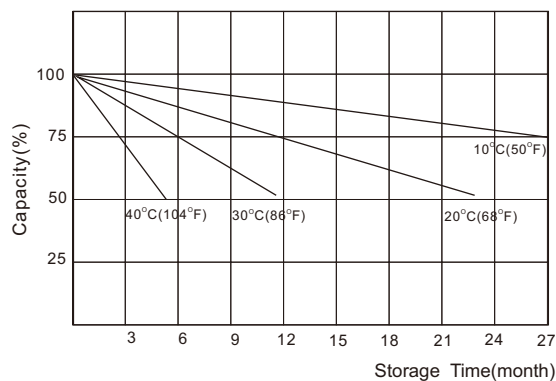
Battery Voltage Vs. Charge Time



Relationship of OCV Vs. State of Charge



Capacity Retention Characteristic



**Charging Procedures**

Application	Charge Voltage (V/Cell)			Max. Charge Current
	Temperature	Set Point	Allowable Range	
Cycle	25°C	2.40	2.35~2.40	0.25C
Standby	25°C	2.25	2.23~2.27	

**Discharge Current VS. Discharge Voltage**

Final Discharge Voltage V/Cell	1.80	1.70	1.55	1.30
Discharge Current (A)	0.2C ≥ (A)	0.2C < (A) < 0.5C	0.5C < (A) < 1.0C	(A) > 1.0C

**NARADA POWER SOURCE CO.,LTD.**  
 9F, Building A, No. 50 Zijinghua Road, Hangzhou, China  
 Tel:+86-571-28827013 Fax:+86-571-28828290  
 Website:www.naradabattery.com E-mail: intl@narada.biz

**NARADA ASIA PACIFIC PTE.LTD.**  
 65 Ubi Crescent #07-05 HOLA centre, Singapore  
 Tel: +65-6848 1191 Fax: +65-6749 3498  
 E-mail: sales@narada.com.sg

**NARADA EUROPE (UK) LIMITED**  
 Spectrum House, Dunstable Road, Redbourn,  
 St. Albans, Herts AL3 7PR  
 Tel: +44 (0)845 371 7095 Fax:+44 (0)845 612 2031  
 E-mail: sales@naradaeurope.com



AG12V155F-03-N-EN (Ver.03 July 2012) Subject to revision without prior notice. E & O.E.